



SF

Snap Release Nozzle System

DESIGN FEATURES

- Nozzles can be quickly changed and aligned by hand without tools
- Clamp-on adapter fits any style nozzle
- Quick set-up system features special "Snap-in" tips
- Polypropylene, resistant to most acids and alkalis
- Double clamp base or adapter available for higher pressure operation

SPRAY CHARACTERISTICS

- Quick Set-up System can be provided with fan, hollow or full cone spray tips
- Full 45° alignment of spray without tools

More SF Nozzle Systems:

Full Cone: page 39

Flat Fan: page 74

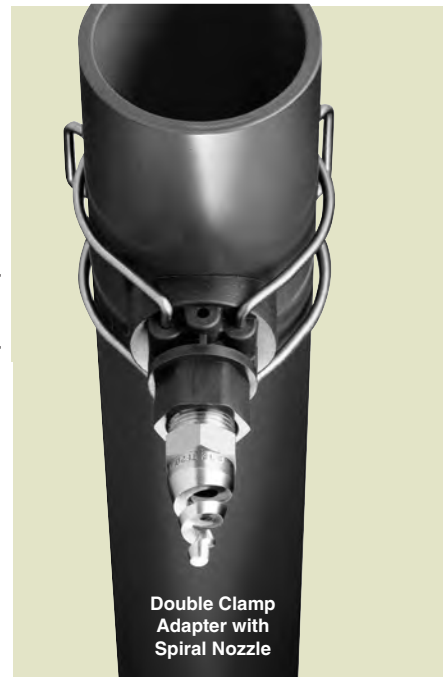
Flow rates: 2.42 - 72.1 l/min

Spray angles:

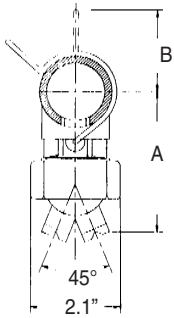
Fan: 40°, 50°, 65°, 80°, 95°

Hollow Cone: 50°, 65°, 90°

Full Cone: 35°, 65°, 80°




Double Clamp Adapter with Spiral Nozzle



CLAMP-ON ADAPTER

- Available for 1", 1-1/4", 1-1/2" and 2" pipe.
- Available with 1/8", 1/4", 3/8", 1/2" NPT female threads; or 1/8" BSP female threads
- Available with single or double clamp.
- **TO ORDER ADAPTER Specify: Pipe Size, thread size, thread type, number of clamps, materials.**

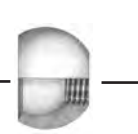


Double-Clamp Adapter



Single-Clamp Adapter

"SNAP-IN" Hollow Cone Nozzle Tip



"SNAP-IN" Threaded Swivel Ball Available with 1/8", 1/4", 3/8", 1/2" NPT or BSP Female threads



Retainer Cap

Dimensions are approximate. Check with BETE for critical dimension applications.

SF Flow Rates and Dimensions

SF Hollow Cone 50°, 65° and 90° Spray Angles 1", 1-1/4", 1-1/2" and 2"

Nozzle Number	Available Spray Angle	K Factor	LITERS PER MINUTE @ BAR								Pipe Size	Body Color	Approx. Dim. (mm)		Wt. (g)
			0.5 bar	0.7 bar	1 bar	2 bar	3 bar	5 bar	7 bar	10 bar			A	B	
SF15HC	90°	3.416	2.42	2.86	3.42	4.83	5.92	7.64	9.04	10.8	1"	blue	83.8	43.2	62.4
SF58HC	50°	13.22	9.35	11.1	13.2	18.7	22.9	29.6	35.0	41.8	1-1/4"	red	86.4	48.3	62.4
SF100HC	65°	22.79	16.1	19.1	22.8	32.2	39.5	51.0	60.3	72.1	1-1/2"	purple	91.4	50.8	62.4
											2"	green	94.0	55.9	62.4

Flow Rate (l/min) = K √ bar

Standard Materials: Polypropylene, 302 Stainless Steel clamp, EPDM seal.

Optional Materials: 303 Stainless Steel clamp, Viton seal.

NOTE: Drill 16.7mm (21/32") hole in pipe to install SF.

NOTE: Maximum recommended pressures for SF assemblies: With single clamp 5 bar for 1" pipe; 3.5 bar for 1-1/4" and 1-1/2" pipe; and 2 bar for 2" pipe; with double clamp up to 10 bar.

TO ORDER: specify pipe size, connection type, nozzle number, spray angle, and material.